


RELIABLE • INNOVATIVE • VERSATILE



Fusion

UV/Persulfate TOC Analyzer

A scientist wearing a white lab coat, a white hairnet, and safety glasses is working on a large, complex industrial machine. The machine is made of stainless steel and has various pipes, valves, and gauges. The scientist is leaning over the machine, adjusting a component. The background shows a factory setting with other industrial equipment and large vertical tanks.

The Fusion Total Organic Carbon (TOC) Analyzer utilizes powerful Ultra Violet (UV) Persulfate oxidation allowing superior carbon liberation from even the most challenging matrices. By implementing the Static Pressure Concentration (SPC) technology, the Fusion TOC Analyzer is able to achieve unprecedented low-end sensitivity from a Non-Dispersive Infrared (NDIR) detector.

The Fusion TOC Analyzer is designed to offer productivity for a wide variety of applications.

Advantages of the Fusion

- Auto-calibration for unattended calibration monitoring
- Intellidilution for automatically diluting a sample back into calibration range
- 21 CFR Part 11 functionality
- Turn-key method development
- Exportable reports in user-definable formats including metadata
- User friendly software
- Pre-programmed method features for pharmaceutical, drinking water and waste water
- Self-diagnostic capabilities including leak check
- Mass flow controller for reduced gas consumption and enhanced flow control



Unparalleled Results

The Fusion is designed to determine the carbon content in water and other solutions. Using safe and proven UV promoted persulfate oxidation of carbonaceous material to carbon dioxide (CO_2) followed by NDIR detection of the CO_2 product, the Fusion is sensitive from 0.2ppbC - 4,000ppmC. Varieties of carbon can be independently determined by selecting a pre-defined instrument method.

These include:

- Total Carbon (TC)
- Inorganic Carbon (IC)
- Total Organic Carbon (TOC = TC-IC)
- Non-Purgeable Organic Carbon (NPOC or TOC by sparging)

To determine TOC by the NPOC method, the Fusion uses a syringe driver and 7-port valve to accurately transfer samples and reagents to the reactor. It then uses carrier gas to transfer the reaction product (CO_2) from the sample either to vent or to the NDIR detector in the following sequence:

1. Removal and venting of IC and POC by acidification and sparging in the IC sparger.
2. Following IC removal, an aliquot of the sparged sample is transferred to the UV reactor and persulfate reagent is added to oxidize the organic carbon, based on the following chemical reactions:
 - a. Free radical oxidants formed
 - b. Excitation of organics
 - c. Oxidation of organics

The oxidation products in Step 2 are swept into the CO_2 selective NDIR detector.

The exit valve from the NDIR is closed to allow the detector to become pressurized. Once the gases in the detector have reached equilibrium, the concentration of the CO_2 is analyzed. The pressurization of the sample gas stream in the NDIR, Static Pressure Concentration, allows for increased sensitivity and precision. It measures all of the oxidation products in the sample in one reading, compared to flow-through technology. The output signal is proportional to the concentration of CO_2 in the carrier gas, from the oxidation of the sample.

The PC workstation uses the TOC TekLink™ software to control the above sequence of operations, process the detector signal, and report the final concentration of the sample based on linearized, multi-point calibration data.

Applications and Industries

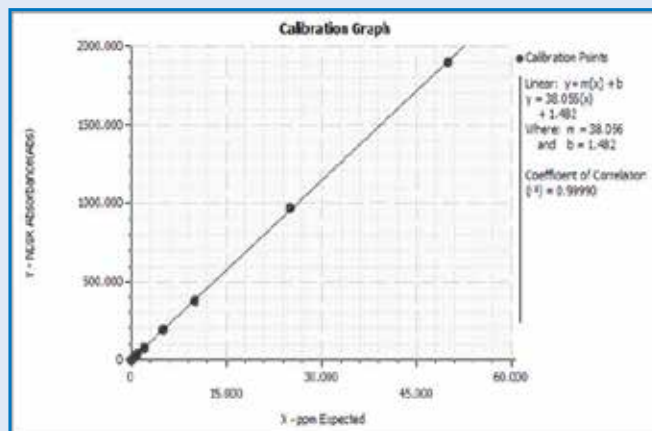
- Pharmaceutical
- Environmental

Methods

EPA 415.1- 415.3, 9060A, Standard Method 5310C, ASTM D4779 and D4839, and prENV 13370, Cleaning Validation / USP TOC Method <643> / EP 2.2.44 / JP


Unmatched Linearity

This screen shot demonstrates the excellent linearity achieved using Teledyne Tekmar's Static Pressure Concentration for unparalleled results.





Features and Benefits



Permeation Dryer

A. Autosampler - The Fusion has a standard 40mL vial, 75-position integrated autosampler with a robotic arm and carousel for position selection.

B. UV Oxidation Reactor - The UV reactor is composed of a glass vessel and a UV light source. The Fusion introduces the sample and persulfate reagent into the UV reactor. The persulfate reagent, combined with UV light, oxidizes carbon in the sample. Tekmar's improved UV reactor increases sample conservation and improves radiation interaction with water samples and oxidant.

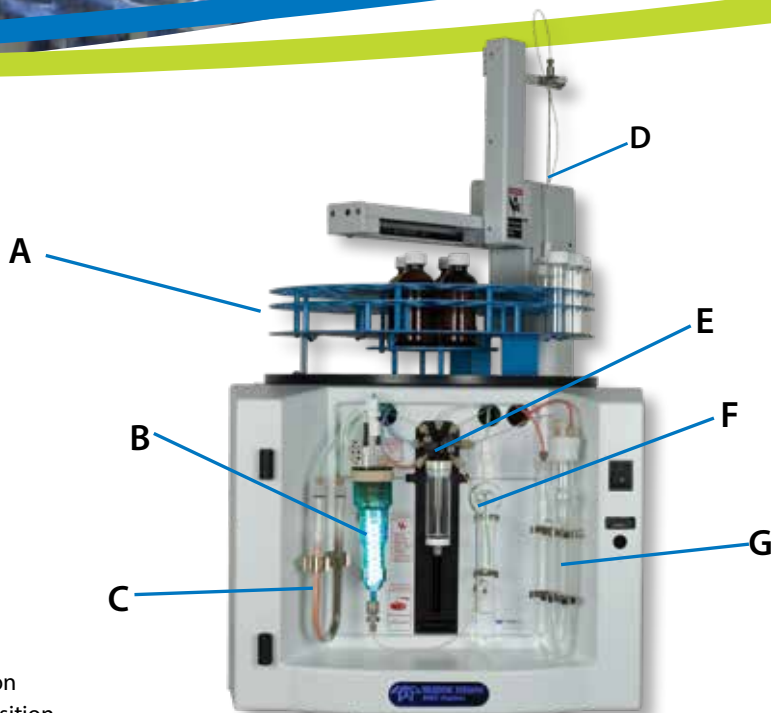
C. Halogen Scrubber - The detector, which measures CO_2 , can be affected by halogens. To prevent analytical errors, the halogen scrubber removes chlorine and other halogens from the CO_2 before it enters the detector.

D. Septum Piercing Needle - allows for the use of vial caps with a septa thus eliminating sample exposure time to the atmosphere.

E. Syringe and Valve - The syringe driver is a precision measuring instrument that draws in and dispenses fluid. The syringe driver has a volume delivery range of 125 μL to 25mL and sample delivery between 2mL and 10mL depending on the applied method.

F. Moisture Control System (MCS) - consists of a mist trap and permeation dryer, both of which are designed to remove moisture from the sample. After oxidation of the sample, carrier gas sweeps CO_2 and water vapor out of the UV reaction chamber. Next, the CO_2 travels through the mist trap, where most of the moisture is collected and removed. The gases then travel to the permeation dryer, which removes the rest of the moisture from the sample gas.

G. IC Sparger - glass fritted vessel that holds the sample while purging the Inorganic Carbon (IC) out of the sample and preparing it for analysis. After the addition of acid, purge gas flows through the sparger, removing the IC from the sample. The Fusion can report IC for both IC only and TC-IC modes, or vent it into the atmosphere while in the TOC mode.



Note: Fusion with front door removed.

Additional Features

Mass Flow Controller (MFC) - The MFC regulates either flow or pressure depending on the mode of operation. It allows for higher flows for clean up between samples and allows the user to optimize the sparge flow for each sample. Because of the MFC, the instrument automatically validates the system integrity by recording the pressure each time a sample is run. The MFC also performs pneumatic integrity tests on valves to make sure they are leak tight.

Intellidilution - This intelligent feature detects when a sample is out of range and will dilute it back to within the calibration range. Intellidilution also has the ability to meet individual analytical needs due to pre-set ranges (non-dilution methods only).

Autocalibration - Using a single stock solution, the system will automatically dilute final volumes based on the user's linearizing concentration requirements, thus eliminating the need for multiple manual preparations of the calibration standard concentration levels. This feature eliminates the likelihood of human error and minimizes labor time.

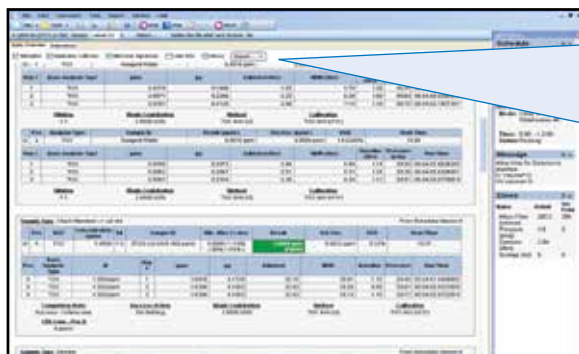
Static Pressure Concentration (SPC) - After the sample oxidizes, it is swept into the detector and pressurized with carrier gas ensuring the entire sample is present. The Non-Dispersive Infrared (NDIR) detector then measures the concentration of carbon dioxide. As a whole, this sensing technology enables the Fusion to reach new levels of detection required by today's demanding analytical requirements.



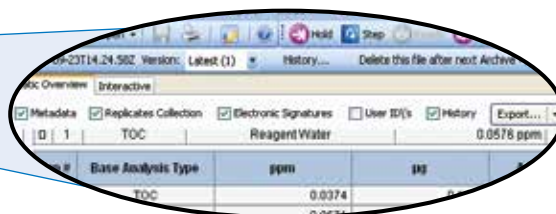
TOC TekLink™

Fully Optimized User Interface

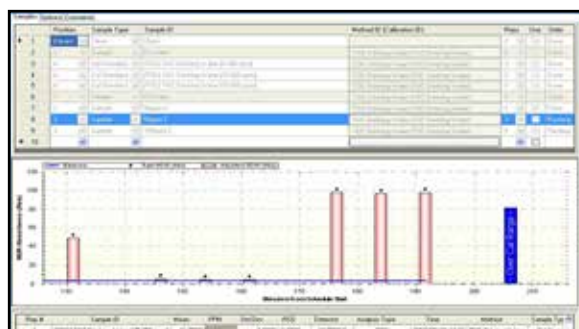
Tekmar TOC TekLink™ software allows the user to enter all analysis parameters and then once activated, will continuously monitor the system ensuring operating limits are not exceeded. TOC TekLink™ is capable of performing useful diagnostics such as leak and benchmark tests for validation. All instrument parameters, method scheduling, and editing can be programmed. TOC TekLink™ provides pre-developed methods, allowing startup with little or no modifications and also contains 21 CFR Part 11 compliance tools.



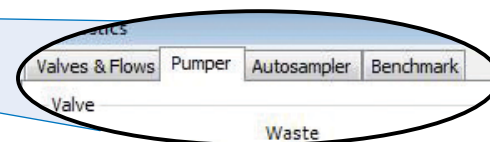
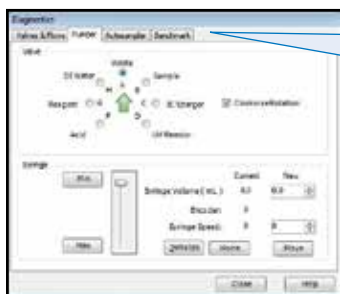
Schedule Report Screen - The Schedule Report screen demonstrates flexibility in reporting which allows the user to define what is captured in the report.



Sample History, Electronic Signatures, Metadata, Replicates Collection and User IDs are some options you can choose with the exporting data function.



The sample run screen shown here shows a blue status bar indicating that the current sample has exceeded the defined calibration range and the intellidilution feature has been initiated.



The tabs on this screen show features that can be controlled from the diagnostic menu. (i.e., motor movement and valve control)

Diagnostics Screen - This screen demonstrates full control diagnostics, which allows for manipulation of all hardware components.

Specifications

Chemistry:	Photochemical Oxidation via UV-Persulfate ¹	
Detector:	Nondispersive Infrared (NDIR) with Static Pressure Concentration (SPC)	
Analytical Modes:	TOC (NPOC), TC- IC, TC, IC	
Analytical:	Limit of Detection: 0.2 ppb Maximum Measurable Concentration: 4,000 ppm (sample volume and dilution dependent) Carryover: = 1.0% Cross Contamination Precision*: = 1.0% RSD, +/-2 ppb or +/- 0.02 µgC, typical of a mid-range standard (Whichever is greater over seven replicates). * Analytical performance affected by laboratory water, reagent and gas purity, as well as sample container cleanliness, sample matrix, gas regulator cleanliness and precision, and operator skill.	
Complete Process and Analysis Time:	4-8 minutes typical for TOC analysis; Typically 12-22 minutes for Triplicate TOC Analysis	
Controller:	PC, Interface through Windows® 7 Professional or greater	
21 CFR Part 11 Software Control:	TOC Teklink™ Software is a 21 CFR Part 11 tool for your laboratory compliance	
Data Handling:	<ul style="list-style-type: none"> • Pre-defined Industry Standard Methods and Customized User Defined Methods • Priority samples via schedule interrupt • Real-time and Historical graphical display of NDIR detector data • Reports exportable XML, CSV and HTML format • Recalculation of data, outlier deletions, and precision performance criteria controls • Ability to view historical results from multiple schedules on one graphical display 	
Calibration:	<ul style="list-style-type: none"> • Auto-Calibration from Single Stock Standards or User Calibration Standards • Multi-point (Linear or Quadratic) and auto-blanking • Ability to use one calibration curve and blank for entire instruments' analytical range • Auto-Check Standards from Single Stock Standards or User Calibration Standards <ul style="list-style-type: none"> - Pass / Fail Criteria - Decision Control upon Failure (Halt, Re-Calibrate, or Continue) 	
Other Features:	<ul style="list-style-type: none"> • Auto-System Suitability with Performance Measurements • Auto-dilution of samples/standards • Validation Support Package Available • Pre-programmed point and click method setup • Programmable flow rate and pressure control and monitoring 	<ul style="list-style-type: none"> • Auto-Leak Check • Automatic shutdown/standby • Self-cleaning sample handling process that cleans reactor chambers on every repetition • Intellidilution
Official Methods:	EPA 415.1- 415.3, 9060A, Standard Method 5310C, ASTM D4779 and D4839, and prENV 13370, Cleaning Validation / USP TOC Method <643> / EP 2.2.44 / JP	
Dimensions:	18 inches (45.7 cm) W x 24.5 inches (62.2 cm) D x 32 inches (81.3 cm) H	
Carrier Gas Supply:	99.99% pure nitrogen cylinder or 99.9% pure nitrogen generator	
Inlet Carrier Gas Pressure:	65 to 100 psi	

Windows® is a registered trademark of Microsoft, TekLink™ is a registered trademark of Teledyne Tekmar Company.

¹UV Lamp contains Mercury, Do Not Put In Trash. Recycle or Dispose as Hazardous Waste.

To place an order: (800) 874-2004 • (513) 229-7000



TELEDYNE TEKMAR
Everywhereyoulook™

www.teledynetekmar.com



© 2023 Teledyne Technologies Incorporated
4736 Socialville-Foster Rd. • Mason, OH 45040 USA
Phone: (513) 229-7000
90023_09/23